



Missouri State[™]
U N I V E R S I T Y

BearWorks

College of Natural and Applied Sciences

1-1-2012

The Penn polarimeters

Robert H. Koch

George W. Wolf
Missouri State University

Anthony B. Hull

Nicholas M. Elias

Bruce D. Holenstein

See next page for additional authors

Follow this and additional works at: <https://bearworks.missouristate.edu/articles-cnas>

Recommended Citation

Koch, Robert H., George W. Wolf, Anthony B. Hull, Nicholas M. Elias, Bruce D. Holenstein, and Richard J. Mitchell. "The penn polarimeters." *Journal of Astronomy and Space Sciences* 29, no. 1 (2012): 69-77.

This article or document was made available through BearWorks, the institutional repository of Missouri State University. The work contained in it may be protected by copyright and require permission of the copyright holder for reuse or redistribution.

For more information, please contact BearWorks@library.missouristate.edu.

Authors

Robert H. Koch, George W. Wolf, Anthony B. Hull, Nicholas M. Elias, Bruce D. Holenstein, and Richard J. Mitchell

The Penn Polarimeters

Robert H. Koch^{1,2}, George W. Wolf³, Anthony B. Hull⁴, Nicholas M. Elias II⁵, Bruce D. Holenstein^{6†}, and Richard J. Mitchell⁶

¹Department of Physics and Astronomy, University of Pennsylvania, Philadelphia, PA 19104-6396, USA

²Deceased

³Missouri State University, Springfield, MO 65897, USA

⁴University of New Mexico, Albuquerque, NM 87131-0001, USA

⁵National Radio Astronomy Observatory, Charlottesville, VA 22903-245, USA

⁶Gravic, Inc., Malvern, PA 19355-1772, USA

This report describes the inception, development and extensive use over 30 years of elliptical polarimeters at the University of Pennsylvania. The initial Mark I polarimeter design utilized oriented retarder plates and a calcite Foster-Clarke prism as the analyzer. The Mark I polarimeter was used on the Kitt Peak 0.9 m in 1969-70 to accomplish a survey of approximately 70 objects before the device was relocated to the 0.72 m reflector at the Flower and Cook Observatory. Successive generations of automation and improvements included the early-80's optical redesign to utilize a photoelastic modulated wave plate and an Ithaco lock-in amplifier—the photoelastic modulating polarimeter. The final design in 2000 concluded with a fully remote operable device. The legacy of the polarimetric programs includes studies of close binaries, pulsating hot stars, and luminous late-type variables.

Keywords: polarization, polarimeter, elliptical polarimetry, Flower and Cook Observatory

1. INTRODUCTION

1.1 Background

The Flower and Cook Observatory (FCO) of the University of Pennsylvania (Penn) housed two main telescopes with professional research instruments. Attached to the 0.38 m (15 inch) Brashear-Fecker siderostat at FCO was a unique dual-channel stellar radiometer named the Pierce-Blitzstein photometer. A history of this instrument was already presented in Ambruster et al. (2011). For many years, attached to the FCO's 0.72 m (28 inch) Fecker Cassegrain reflector was a series of elliptical polarimeters. Some history and descriptions of the polarimetric instrumentation are already presented online in Blitzstein et al. (1993) and Koch (2010). The following report describes in detail the inception, development and extensive use over

30 years of elliptical polarimeters at Penn.

1.2 Robert H. Koch's Recollections on the Roots of Polarimetric Studies at Penn

For decades, a worker on stars has easily recollected when photographic and photoelectric polarization programs began on stellar targets. Polarization programs on general celestial targets may not be so easily in the mind of any specialist and the following is my personal recollection of the first and futile polarization program at Penn.

In early 1955 I was notified that I would be awarded the Steward Fellowship at the University of Arizona starting in September. My recollection is that I had done essentially nothing to attain this award but I would have a lot of prospective use of the 0.9 m (36 inch) reflector which was functioning with a Newtonian photoelectric photometer

© This is an Open Access article distributed under the terms of the Creative Commons Attribution Non-Commercial License (<http://creativecommons.org/licenses/by-nc/3.0/>) which permits unrestricted non-commercial use, distribution, and reproduction in any medium, provided the original work is properly cited.

Received Dec 02, 2011 Revised Jan 19, 2012 Accepted Feb 02, 2012

[†]Corresponding Author

E-mail: bholenstein@gravic.com

Tel: +1-610-647-6250 Fax: +1-610-647-7958

and a double-slide photographic plate holder. F. B. Wood remarked only that I had essentially no observational experience so far and I would have to accumulate that background under the supervision of Leendert Binnendijk efficiently.

I knew Binnendijk well from class work and was aware that he had had more than a little luck to survive World War II in Holland when his own early-mature resistance activity and then near starvation could have taken him off. I knew also that he had a varied background from astrometry and photometry and had accumulated a certain number of variable star light curves. Largely through the effort of Peter van de Kamp, he had had four years at the Sproul Observatory and then had moved in 1951 to a faculty appointment at Carlton College, MN. At that location he decided to start moving away from his own photographic experience toward photoelectric photometry and had a contract with the American Philosophical Society to support building just such a photometer. By the second year at Carlton, however, he had become aghast at the severity of the MN winters and was horrified that the school awarded an honorary degree to a man whose only attainment was to give money to the college. He wanted away from such an unscrupulous institution and he and Wood had a meeting that resulted in his arrival at Penn in 1953.

At this time there was no FCO but the staff had full-time use of the Roslyn House Observatory's telescopes since G. W. Cook's death in 1940. By re-negotiating his contract, Binnendijk's new photometer would be installed on the

0.72 m reflector at the Cassegrain focus. Most of the actual work to achieve this was done by William Blitzstein and his machinist from the Franklin Institute, Bud Thorpe, and the reflector and photometer in their appearance until 1963 are shown in Fig. 1.

In very brief time Binnendijk was observing and his residence in Springfield Township made it easy for him to work several portions of nights per week. Wood and he talked about my situation and they agreed that I could pick up all experience I needed by working under Binnendijk's supervision. This started on a frigid night—temperature was -9°C (15°F)—with Binnendijk observing some Pleiads, it moved to a second night when he observed a short-period variable, and continued night after night with me watching his activity at Cook. He had a rigorous method of supervision: I should watch him as long as he worked on a night and I could watch the tape on the Brown Recorder, but I should never touch a single piece of hardware and I wasn't encouraged to ask questions. This was not at all inspiring but I felt I had no alternative but to come to Cook every night he observed. As spring moved along, one night something new happened. He twiddled a rotational control dial on the photometer that I had never noticed moved before and I had no alternative but to ask explicitly what he was doing. He had directed the telescope to 2 Pallas and wanted to see if it sent a polarized signal to Earth by him rotating an on-axis piece of Polaroid built into the photometer. No signal resulted. This experience didn't help one's beginnings at Steward.

1.3 Sources of Polarization

Linear polarization signals from stellar sources observable at FCO tend to be small and on the order of a couple of percent or less of the flux. Natural stellar linear polarization arises from many sources including Rayleigh and Thompson scattering in the photospheres and circum-binary gas of program objects, Mie scattering by small silicate grains in the dusty atmospheres of late-type stars, and a linear polarization offset from the interstellar medium. Stars may produce significant circular polarization through magneto-opacity arising from Zeeman splitting in a thermal field, magneto-emission in stellar spots, and double scattering by birefringent grains in stellar atmospheres or interstellar medium. Many of the observable sources of elliptical polarization observable at FCO vary due to transients or by being phase-locked to a pulsational or Keplerian period. Koch (2010) and Clark (2010) provide reviews of the relevant polarization literature and mechanisms.




Fig. 1. The 0.72 m (28 inch) reflector is aimed here toward the southeast at the Flower and Cook Observatory. Two centering eyepieces on the photometer are directed toward about 10 o'clock on the page and controls for these and other optical elements are aimed toward about 2 o'clock. The unrefrigerated 1P21 is in the terminal aluminum near-cube.

2. THE MARK I ELLIPTICAL POLARIMETER

2.1 Mark I Polarimeter Construction

The first elliptical polarimeter at Penn, called the Mark I, began in 1967 as a term-paper design by George Wolf for William Blitzstein's AST 504 Astronomical Instrumentation class. Blitzstein was interested enough in the paper to present the idea to the department chairman, Frank B. Wood, about the possibility of building the instrument. Wood offered Wolf the remaining funds in an expiring National Science Foundation grant to purchase all of the optics, and the optics were quickly purchased. The rest of the mechanical and electronic design was worked out by Blitzstein and Wolf. In 1968-69, department staff members William Barrie and Robert Smith worked on the machining and the electronics, respectively, to complete the instrument construction. Fig. 2 illustrates the optical configuration of the Mark I Polarimeter described by Wolf (1970, 1972).

For the main optical path, flux entered from the left and passed through a focal plane diaphragm, collimating lens, filters mounted on a slide, oriented retarder plates mounted on a slide, Foster-Clark analyzing prism with attached Fabry lenses, and dual EMI 9558AM photomultiplier photocells. The analyzer, Fabry lenses, and photomultipliers rotated as a unit through 360 degrees. Program object measures were made at eight orientations 45 degrees apart and reduced to give the natural, unstandardized, Stokes I , Q , U , and V measures, and q , u , and v in percent. The two-channel integration data, filter

and position codes, and time for each measurement were recorded on punched paper-tape. Further details of the specialized optical components are illustrated in Fig. 3. Fig. 4 shows the completed Mark I polarimeter as it existed in 1969.

2.2 Initial Use of the Mark I Polarimeter

The first use of the Mark I polarimeter was planned to be a southern sky elliptical-polarimetry survey by Wolf (1970, 1972) on the 0.61 m (24 inch) Optical Craftsman Telescope at Mt. John Observatory in New Zealand during 1969. However, because of design and mechanical problems, that telescope was not delivered to New Zealand until 1970. This delay caused a change in venue to Kitt Peak National Observatory for a northern sky elliptical-polarimetry survey by Wolf during December 1969 and January 1970. Fig. 5 shows the polarimeter mounted to the 0.9 m on Kitt Peak. The polarimeter was then moved to FCO in 1971.

2.3 Mark I Polarimeter Observing Program

The initial elliptical-polarization survey (all four Stokes parameters) at Kitt Peak of approximately 70 objects included magnetic A stars, polarized O and B stars and highly polarized stars of other spectral types, stars with peculiar spectra, intrinsic variable stars, galactic and extragalactic objects with known synchrotron radiation, comet Tago-Sato-Kosaka, and both unpolarized and polarized standard stars. Many of the program objects were

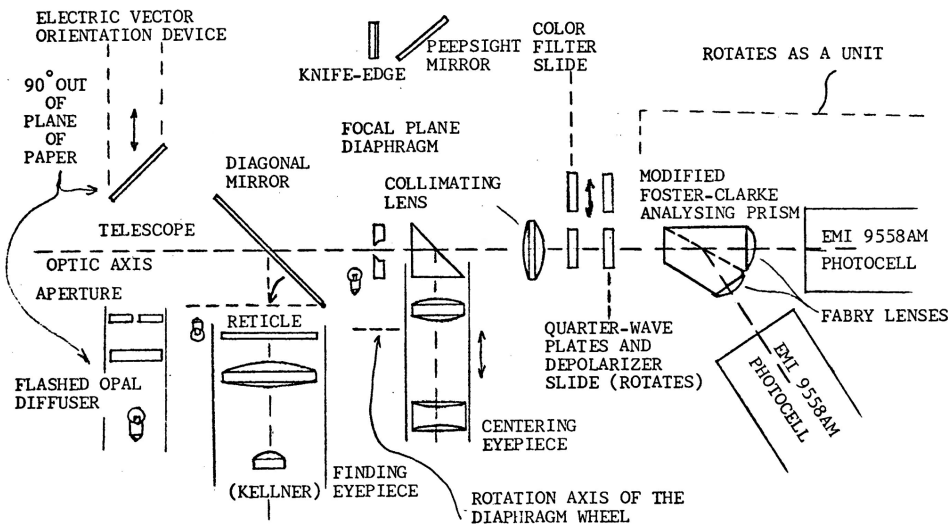


Fig. 2. Primary optical components of the Mark I polarimeter.

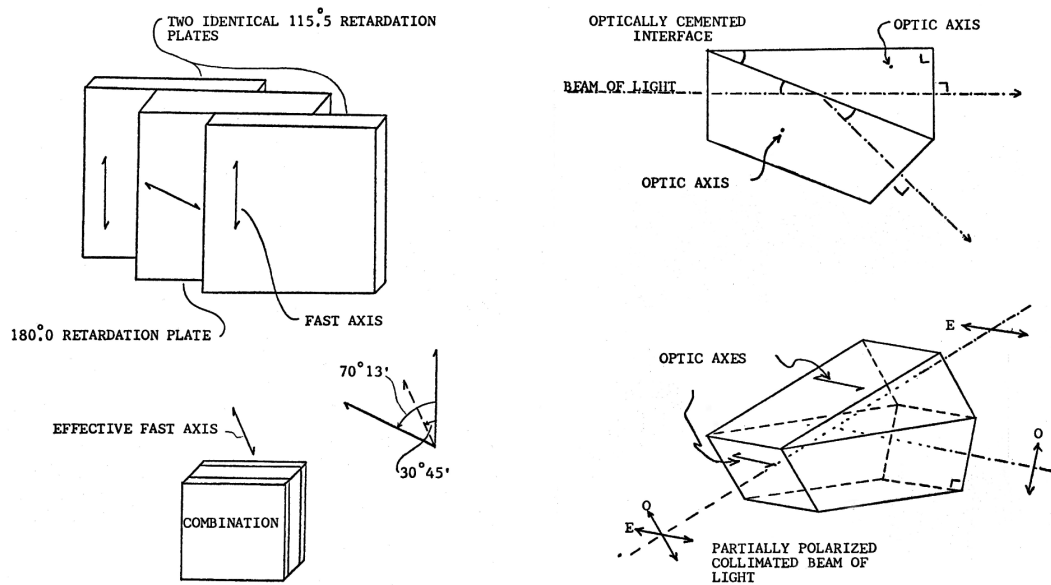


Fig. 3. Details of the special optical components. On the left are the optical details of the Pancharatnam-type achromatic retarder plates. On the right are the details of the calcite Foster-Clark prism for analyzing the flux. The analyzer separated the orthogonally polarized beams by 45 degrees.

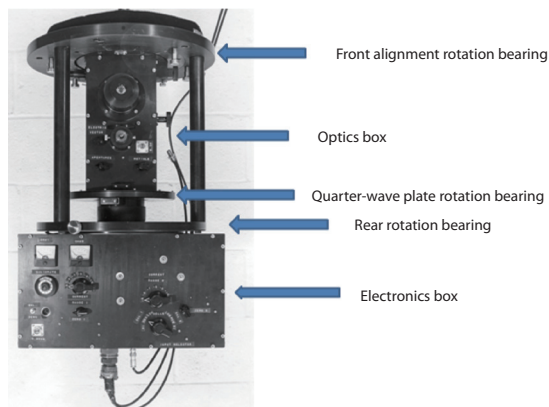


Fig. 4. The completed Mark I elliptical polarimeter in 1969.




Fig. 5. The Mark I polarimeter on the Kitt Peak 0.9 meter in December 1969.

previously known to be linearly polarized so the main value of the Q and U Stokes measures were in the long-term monitoring for changes in the polarization signal. No significant V circular polarization parameter was detected for any of the program objects down at the 0.01% level.

3. POLARIMETER UPGRADES AND REDESIGNS

3.1 Upgrades During the 1970's

A number of upgrades were made to the polarimeter over the decade of the 1970's. Initially, the upgrades were designed to improve the efficiency and comfort of the observer. For instance, in 1972 a dual-channel HP integrating digital voltmeter and digital clock were added along with a closed circuit TV camera which was trained on the on the digital displays of the clock and voltmeter. This upgrade meant that observers were able to sit in the heated control room rather than stand in the freezing dome in the middle of a cold winter night hand recording numerical values. Additionally, between 1972-1973 an IBM key punch was interfaced with the digital voltmeter and clock so that the observer no longer had to key punch the hand written measures the next morning.

3.2 The Photoelastic Modulating Polarimeter

A major upgrade to the sensitivity operation of the po-

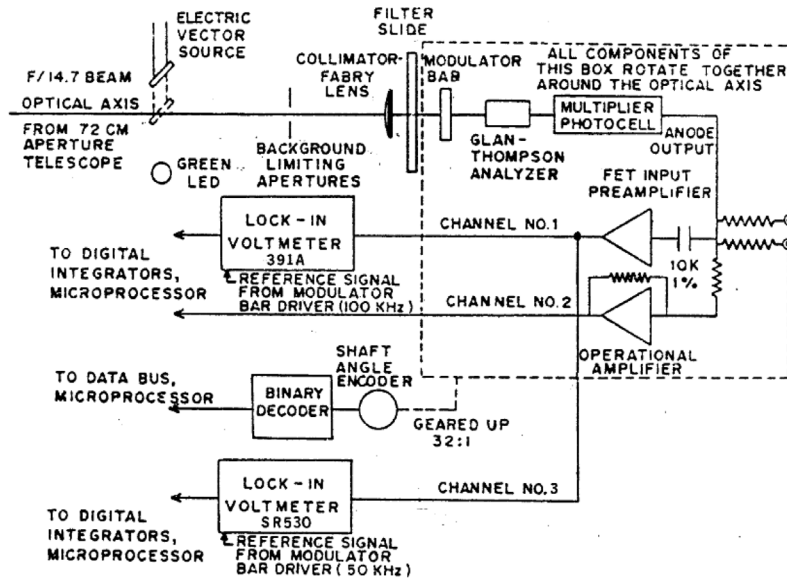


Fig. 6. Electro-optical components of the photoelastic modulating polarimeter as of 1987.



Fig. 7. Hinds International PEM-3 photoelastic modulator bar and controller (top). The large vernier dial on the controller set the peak retardance amplitude.

larimeter was accomplished over the period from 1977 to 1981. The polarimeter optical train was redesigned along the lines of a polarimeter built by Kemp (1969) to use a time-variable retarder instead of the statically orientated wave plates used in the Mark I instrument. Fig. 6 illustrates the electro-optical configuration of the newly named photoelastic modulating polarimeter (PEMP) as described in Elias (1990), Holenstein (1991), and Blitzstein et al. (1993). When measuring linear and circular polarization the peak amplitude of the retardance was set, respectively, to one half and one quarter of the effective wavelength of the optical filter.

For the main optical path of the PEMP, flux enters from the left and passes through a focal plane diaphragm, collimating lens, filters mounted on a slide, a photoelastic modulator bar of the type shown in Fig. 7, Glan-Thompson analyzing prism, and a single RCA 4509 photomultiplier photocell. As in the Mark I instrument, the optical head rotated as a unit through 360 degrees. The output of the photomultiplier was amplified and fed into an Ithaco Model 391A analog lock-in amplifier operating at the reference frequency output of the PEM-3 (50 kHz) for the Channel 1 signal corresponding to the circular Stokes vector, or at twice the frequency (100 kHz) when measuring the linear Stokes vectors. The Channel 2 signal was integrated to give the average flux at each orientation of the optical head. Channel 3 will be described in a later section. According to Blitzstein, the Glan-Thompson analyzer was chosen over the Foster-Clark unit because of its lower residual polarization induction and superior numerical aperture. Program object measures were made at nine or ten orientations of the optical head and reduced with a truncated Fourier least squares fit and instrumental calibration factors to give the natural, unstandardized, Stokes q and u , or v measures in percent.

The late 70's saw the introduction of several affordable microcomputer system brands suitable for scientific use. A lumber mill harvested a number of oak trees in the forest surrounding the FCO and the funds were obtained to purchase two Ohio Scientific Incorporated microcomputers in 1981, one of which was dedicated to the PEMP

operations. Graduate student Dave Bradstreet wrote the first automated polarization data reduction program. Fig. 8 shows the PEMP and some control equipment as it looked when installed at FCO in the early 80's. The first observations recorded in the log books were of an eclipsing binary of the Algol type, HD 156247(U Oph) by Koch the night of August 17-18, 1981.

3.3 Improvements and Maturation of the PEMP Operations

In 1982, an optical digital encoder was added to the PEMP in order to read accurately the orientation of the optical head. No longer was it a burden on the observer to accurately position the PEMP to designated orientations. The march of technological progress made the 8-bit CPUs of the Ohio Scientific computer obsolete and they were replaced with IBM AT microcomputers in 1986 and new digital integrator interface.




Fig. 8. Early 1980's photo of the photoelastic modulating polarimeter on 0.72 m Cassegrain at Flower and Cook Observatory.




Fig. 9. Robert H. Koch in 2000 standing by the remotely operable photoelastic modulating polarimeter.

Bruce Holenstein's employer acquired a Stanford SR530 lock-in amplifier for a solar scintillation study he was conducting with Blitzstein at FCO and Kitt Peak. After those experiments concluded with mixed results, Holenstein added the Stanford lock-in to the PEMP in 1986 and wrote the computer program to comprise the Channel 3 illustrated in Fig. 6 thereby doubling the productivity of making elliptical polarization measures with the PEMP. Channel 3 was dedicated to operating at the PEM-3 reference frequency so it was sensitive to the circular Stokes parameter. In order to preserve five years of linear polarization standardization data already taken with the PEMP, a decision was made by Blitzstein, Koch, and Holenstein to run the new elliptical polarimeter configuration with the PEM-3 set to the peak retardance for making linear polarization measures with Channel 1. This setting resulted in a 30% reduction in sensitivity of Channel 3.

Some of the electrical components of the PEMP, such as the voltage controlled oscillators, were found to be temperature sensitive. In 1987, temperature sensors were installed into the PEMP and the Channel 1 Ithaco lock-in amplifier. The reduction software was modified to factor the temperature data automatically into the natural measurement values.

The last major polarimeter upgrades were completed between the late 1990's and 2000 in anticipation of a move of the PEMP by Nicholas Elias to an observatory which did not allow observers in the dome while observations were underway. So, remote operation control was completed for the filter slide and orientating the optical head. Fig. 9 shows the final PEMP device.

4. OBSERVATIONAL PROGRAMS

4.1. Standardization of the System

For several years there was only concern about the change in the Stokes linear parameters either with time or phase-locked to a Keplerian ephemeris for a program object. This really meant that there was little interest in whether the natural system measured by the polarimeter changed as the instrument was taken off the reflector and then re-installed or was retained on it for a lengthy time. Over a few years the polarimeter was commonly removed monthly because the double-slide plateholder was given dark-of-the-moon time and the polarimeter shared the other half of the lunar cycle with an IR detector. It was also removed in order that the telescope optics could be cleaned with some frequency.

Eventually, this minimal attention was recognized to be a significant instrumental problem since non-normal, or at least non-axisymmetric, reflection or transmission off of or through an optical surface or non-uniform coating would induce a potentially significant polarization offset and change of instrumental gain. As a result, an extended effort was committed to a literature search that would identify fairly bright, northern stars that had been observed repeatedly and, if possible, by more than one group. Many of our final identifications of null standards emerged from the very early individual workers such as Hall & Mikesell (1950), Hiltner (1956), and Behr (1959); only sample references are indicated here. The FCO telescope log lists the first null standard to be HD 188512(β Aql) in August 1972 and the summary by Koch & Clarke (2005) notes that 929 linear and 335 circular Stokes parameters were accumulated for 35 and 12 null standards, respectively, over 25 years by numerous observers. (Only 2 measures were accidentally omitted from this list.) There was some suspicion that HD 61421(α Cma) and HD 172167(α Lyr) did not have constant circular components but all the rest of the measures were certainly not variable in any Stokes parameter.

Even though for the program's beginning there had been observed a few stars that were known or believed to be polarized constantly, this was a minor effort because most of the program stars were themselves of very small polarization. Eventually this changed and there were begun to be observed in 1977 a certain number of stars believed to be considerably and constantly polarized by interstellar dust. Beginning in 1977, non-null standards were mostly taken from surveys at Arizona (Coyne & Kruszewski 1969) and they permitted observing considerably polarized program stars. The summary of this effort appears in Koch (2006) although with rather small emphasis therein to the work itself. For instance, 202 linear measures were observed of 19 stars and 38 circular measures of 11 such standards, one of which reached p as large as 6%. (By accident, five measures were accidentally omitted from Koch's reporting of these results but this omission also had no effect.) This suggests that one should be able to standardize essentially all program stars confidently but the potential problem with this interpretation is that eight of these non-null standards had been identified in 2006 as light variables. Koch's paper called attention to this circumstance with the possibility that these standards could themselves be polarization variables leading to erroneous calibrating of program stars.

Lists were compiled so as to work on standardizing candidates for repeated FCO observing as frequently as

possible through all four filters. Since a single colored measurement required about 30 minutes of time, this definitely took time away from the program stars. The scientific return from the effort was to be able to say that the instrument was in a fixed condition during the observing program and that the local measures could be turned into a standard set of measures. A sample set of data appears in Fig. 10 representing the green standard measures from November 1982 through May 1983 after the optics had been re-aluminized.

It is obvious that one can make linear least-squares calibrations turning the natural measures into standard ones. For this particular example:

$$\text{Standard } q = -0.06(4) + 0.90(2) \text{ Natural FCO } q \quad (1)$$

$$\text{Standard } u = -0.02(4) + 0.90(2) \text{ Natural FCO } u. \quad (2)$$

The standard deviations of these coefficients (which follow the numbers) are quite constant over the entire program once the standardization started; this may be verified by the example results for the following year published by Koch & Clarke (2005).

The standardization of the circular Stokes parameter was better than the precision just quoted for the linear parameters because most of the standards had essentially zero values and not large positive or negative values. In order to standardize and check the magnitude of the circular parameter, a hybrid method of standardization was chosen to piggyback on the standardization of the linear parameters. A quarter wave plate retarder was inserted into the optical train ahead of the photoelastic modulator in order to introduce a rotation on the Poincaré Sphere and convert some of the known linear polarization from

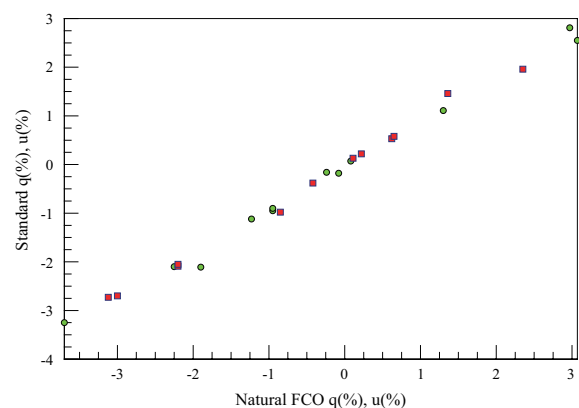


Fig. 10. The natural linear Stokes parameters in green over a seven month interval in 1982-1983. The natural Flower and Cook Observatory (FCO) q - and u -parameters (green circles and red squares, respectively) are shown against the published parameters that had not been asserted to be variable.

a linear polarization standard star or electric vector linear polarization calibration source into circular polarization. The invariance relation for the rotation is given as follows:

$$q_i^2 + u_i^2 + v_i^2 = q_f^2 + u_f^2 + v_f^2, \quad (3)$$

where the subscripts i and f refer, respectively, to the polarimetric values prior to and after the insertion of the quarter wave plate. In accordance with a resolution of International Astronomical Union Colloquium 23, the convention for positive circular polarization was adopted to be a counter-clockwise rotation of the electric vector when the detector faces the program object. For the period 1987-1990, the circular polarization standardization in the V-bandpass was calculated to be:

$$\text{Standard } v = +0.0004(21) + 0.992(4) \text{ Natural FCO } v. \quad (4)$$

A continual search for non-null circular polarization standards with apparent magnitudes observable at FCO remained a focus throughout the history of the observing programs. In addition, precision laboratory circular polarizing films and sources were constantly obtained whenever available but were only found to be sufficient to check the standardization as they were not found to have a better accuracy over the hybrid circular polarization standardization method utilized at FCO. The elliptical standardizing programs continued until the end of the FCO.

4.2 Observing Productivity

Blitzstein et al. (1993) reviewed the FCO observing logs and tallied the observing statistics as presented in Table 1. Each program object measure represented about 25 to 30 minutes of time observing at the telescope. Typically, this was because nine or ten orientations of the PEMP were used, and at each orientation, the program object and background were observed usually for a total of two minutes. The remaining five to ten minutes of overhead time was consumed in software inputs, filter selection, rotating the PEMP optical head, and slewing to the back-

Table 1. PEMP observing productivity: August, 1984 to October, 1992.

Program object type	Number of polarization measures
Close binary systems	1,673
Luminous late-type variables	621
Beta cepheid variables	263
Polarization standards	772
Miscellaneous	57
Total observations	3,386

PEMP: photoelastic modulating polarimeter.

ground and centering the program object at each PEMP orientation.

4.3 Contributions to Astronomy

Koch (2010) chronicles in some detail the contributions to astronomy made by polarimetric observers at Penn. In addition to the survey by Wolf (1970, 1972), the observations programs accomplished with the successive generations of Penn polarimeters included PhD theses by Pfeiffer (1975) on eclipsing and spectroscopic binary stars such as HD 1337 (AO Cas); Bradstreet (1983) on the K-type overcontact binaries CC Com, FG Sct, BI Vul, FS CrA, and VZ Psc; Corcoran (1988) on the massive close binary HD 215835 (DH Cep); Elias (1990) on eclipsing “serpentinid” binaries HD 232121 (SX Cas) and HD 198287 (V367 Cyg); and Holenstein (1991) on the luminous late-type variables HD 36389 (119 CE Tau), HD 39801 (α Ori), HD 42543 (6 BU Gem), HD 44537 (Ψ^1 Aur), HD 97778 (72 Leo), HD 115898 (V CVn), HD 148478 (α Sco), HD 156014 (α^1 Her), HD 206936 (μ Cep), HD 208816 (VV Cep), HD 217906 (β Peg). Some data from Holenstein’s thesis is plotted in Fig. 11. Elias et al. (2008) summarizes and interprets previously unpublished data for numerous program stars.

5. PROGRAM CONCLUSION

5.1 Lights Out

By 1993, the approximately 40 acres of land surrounding the FCO had appreciated enough in monetary value

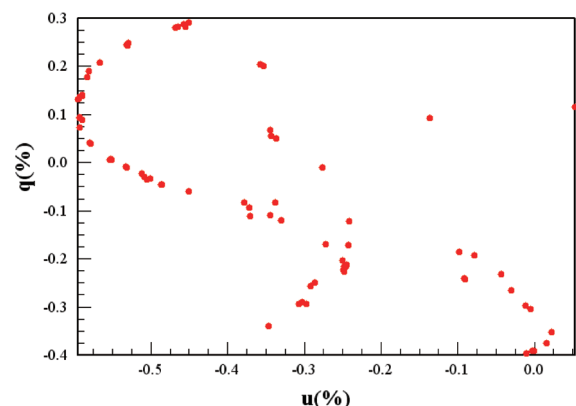


Fig. 11. Intrinsic (interstellar polarization removed) Alpha Ori R-bandpass data from Holenstein (1991) over a period of 1246 days starting on JD2,446,759. The sense of polarization change over this period is counterclockwise and shows possible non-radial pulsation or multiple plagues. The errors in the natural Stokes q and u measures for this data set are typically less than 0.002% and are smaller than the size of the plotted symbol.

to be an attractive source of potential revenue for Penn. Overtures to sell the FCO property through a local developer resulted in the sale of the surrounding 36 wooded acres with an island of only four acres remaining to protect the FCO from neighbors' lights. Upon Koch's retirement in 1996, the PEMP system was no longer used regularly and so Elias and Koch planned a move after the final system upgrades in 2000 to Flagstaff, AZ and temporarily mounted the device on the United States Naval Observatory 1.0 m (40 inch) reflector. No scientific measures were recorded with the PEMP at its last mounting location.

Elias has preserved the final PEMP device and has it in storage in New Mexico awaiting a suitable telescope and observer availability. Holenstein has preserved at his offices in Malvern, PA the FCO observing logs and Blitzstein's and Koch's files on the various Penn polarimeters.

5.2 Summary

Polarimeters at Penn evolved over 30 years and utilized the best available technology during that time to both improve efficiency and sensitivity. The instrumental improvement and scientific programs conducted were a product of a collaboration of many Penn astronomers and staff from 1967 to 2000. Elliptical polarimetry, using a photoelastic modulated bar, was a productive activity at FCO, a location with considerable light-pollution from a major US city. Objects all over the HR diagram down to about 11th magnitude were successfully studied polarimetrically. The precision in later years of better than $\pm 0.01\%$ for a 7th magnitude star was routinely accomplished for the Stokes q and u vectors.

ACKNOWLEDGEMENTS

We wish to thank Sybil Csigi for providing various files on the Penn polarimeters from her deceased father, William Blitzstein's records, and to Joanne Koch, for many books, pictures, and files from her spouse, Robert H. Koch's estate.

REFERENCES

- Ambruster CW, Hull AB, Koch RH, Mitchell RJ, The Pierce-Blitzstein photometer, in *Astronomical photometry: past, present, and future*, eds. Milone EF, Sterken C (Springer, New York, 2011), 85-107.
- Behr A, The interstellar polarization of star light in the neighborhood of the Sun, *VerGöttStern*, No. 126 (1959).
- Blitzstein W, Koch RH, Mitchell RJ, Holenstein BD, Elias NM, Calibrated astronomical photoelastic modulator polarimeter at the Flower and Cook Observatory (1993) [Internet]. cited 2012 Feb 20, available from: <http://www.gravic.com/graviclabs/pdf/astronomy/Blitzstein%20PEMP%201993.pdf>
- Bradstreet DH, K-type over contact binaries, PhD Thesis, University of Pennsylvania (1983).
- Clark D, *Stellar polarimetry* (Wiley-VCH, Weinheim, 2010).
- Corcoran ME, Polarimetry and spectrophotometry of the massive close binary DH cephei, PhD Thesis, University of Pennsylvania (1988).
- Coyne GV, Kruszewski A, Wavelength dependence of polarization. XVII. Be-type stars, *AJ*, 74, 528-532 (1969). <http://dx.doi.org/10.1086/110830>
- Elias NM II, Elliptical polarimetry of the eclipsing "serpentine" binary stars SX Cassiopeiae and V367 Cygni, PhD Thesis, University of Pennsylvania (1990).
- Elias NM II, Koch RH, Pfeiffer RJ, Polarimetric measures of selected variable stars, *A&A*, 489, 911-921 (2008). <http://dx.doi.org/10.1051/0004-6361:200809521>
- Hall JS, Mikesell AH, Polarization of light in the galaxy as determined from observations of 551 early-type stars (US Government Printing Office, Washington, DC, 1950).
- Hiltner WA, Photometric, polarization, and spectrographic observations of O and B stars, *ApJS*, 2, 389-462 (1956). <http://dx.doi.org/10.1086/190029>
- Holenstein BD, Elliptical polarimetry of eleven luminous late-type variables, PhD Thesis, University of Pennsylvania (1991).
- Kemp JC, Piezo-optical birefringence modulators: new use for a long-known effect, *JOSA*, 59, 950-953 (1969).
- Koch RH, Polarized standard stars, *Obs*, 126, 182-185 (2006).
- Koch RH, *Observational astronomy at the University of Pennsylvania 1751-2007* (2010) [Internet]. cited 2012 Feb 20, available from: <http://www.gravic.com/graviclabs/rd/astronomy/RHK-Observational-Astronomy-UP.html>
- Koch RH, Clarke D, Null polarization standards, *Obs*, 125, 355-366 (2005).
- Pfeiffer RJ, Intrinsic linear polarization in spectroscopic and eclipsing binary stars, PhD Thesis, University of Pennsylvania (1975).
- Wolf GW, The elliptical polarization of starlight, PhD Thesis, University of Pennsylvania (1970).
- Wolf GW, A search for elliptical polarization in starlight, *AJ*, 77, 576-583 (1972). <http://dx.doi.org/10.1086/111321>